

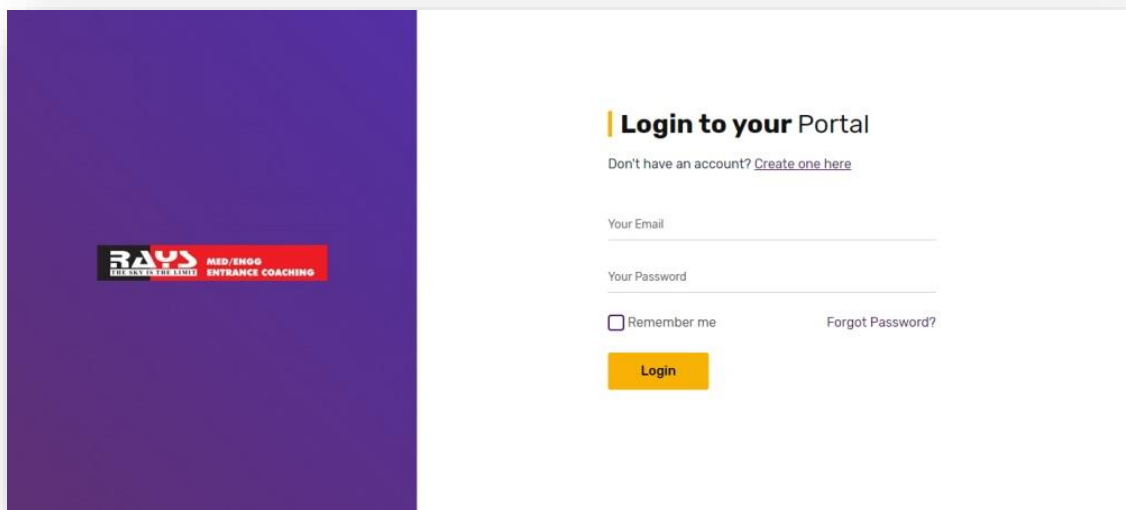
Application Guidelines for Rays Public School Engineering Students



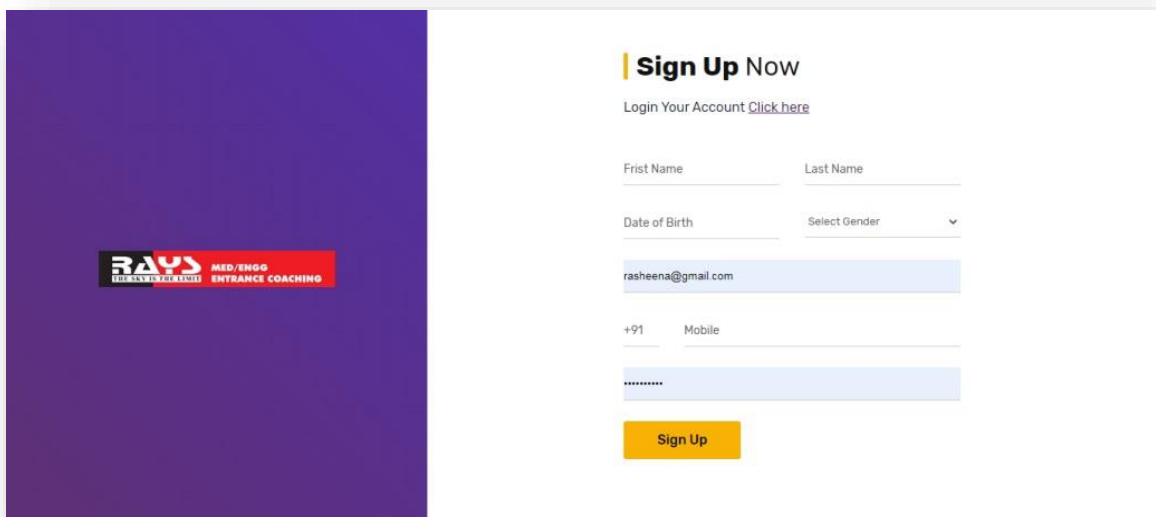
1) Login to our website www.rayseducation.org



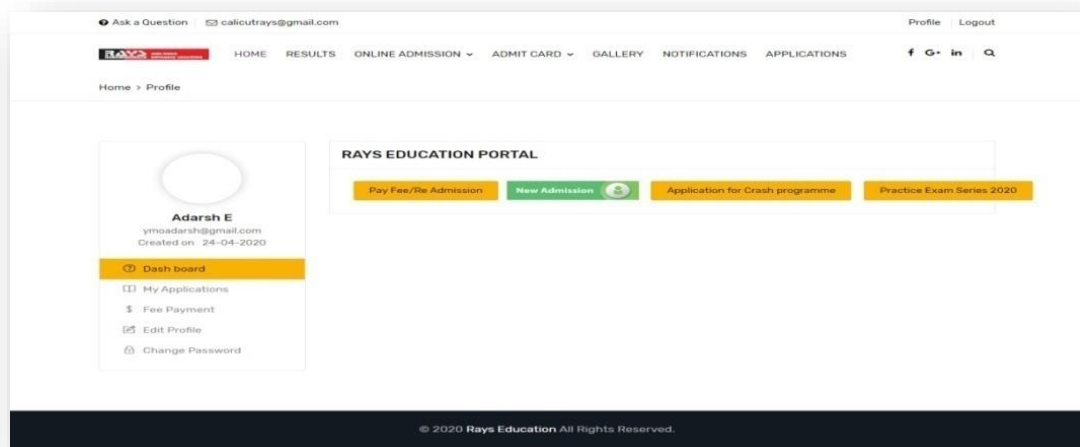
2) Click Admission | Fee payment



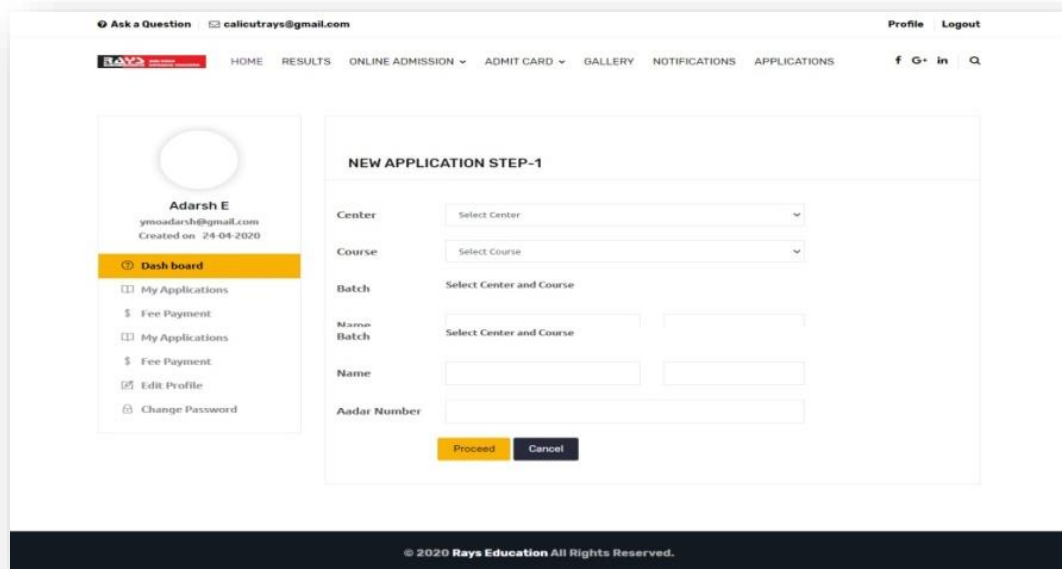
3) Create an account



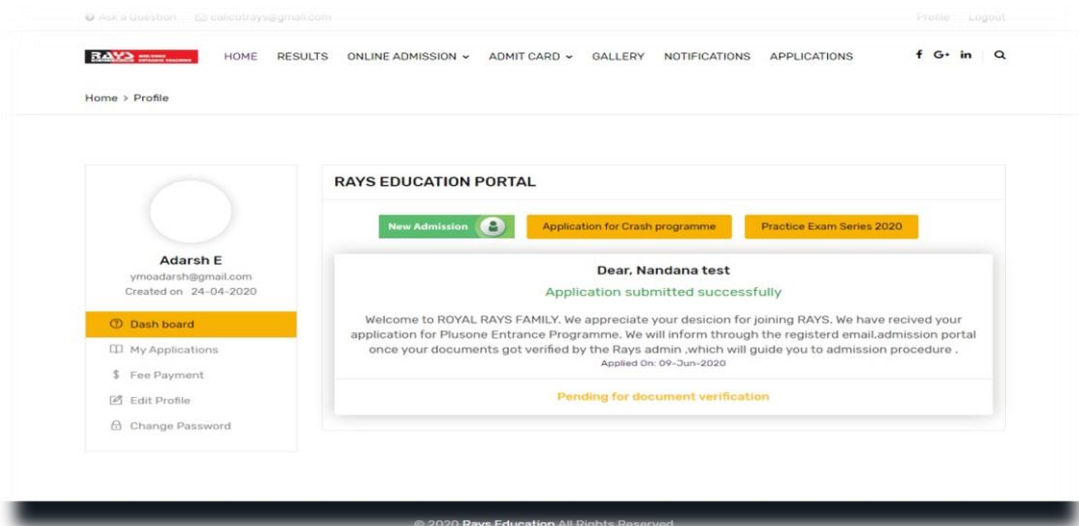
4) Click New Admission



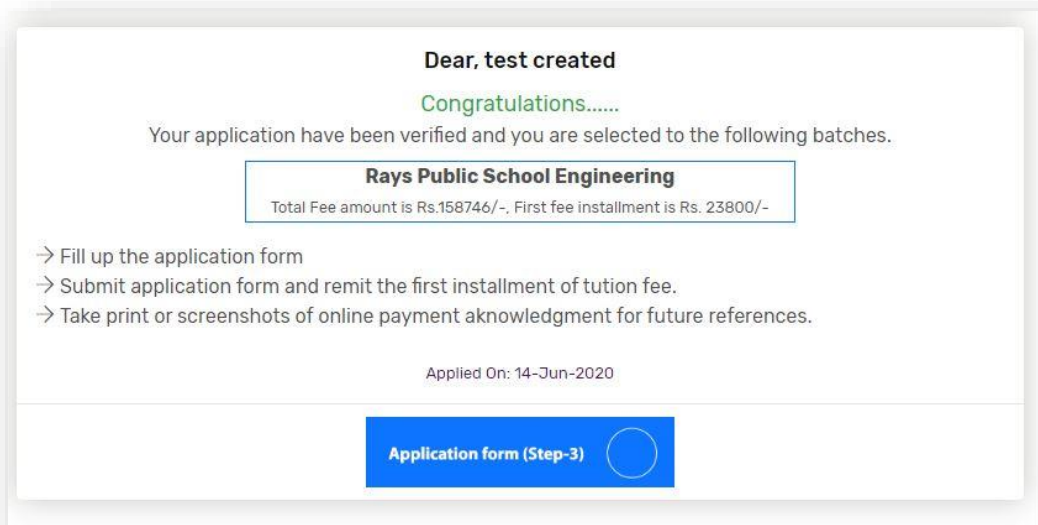
5) Choose Center, Course, and Batch as per your choice. Enter your name and aadhar number then click to proceed



6) Kindly upload assurance letter that states your ward will surely score 80% marks in Mathematics & Science subjects for the board examination or half yearly mark sheet to claim that your ward has scored 80% marks in Mathematics & Science subjects. **Model letter** -> <https://bit.ly/2A7cJNv> .



- 7) Kindly wait for getting confirmation from Rays. After your uploaded documents got verified we will inform you through registered email and mobile number also you can check the status of application in your portal itself.



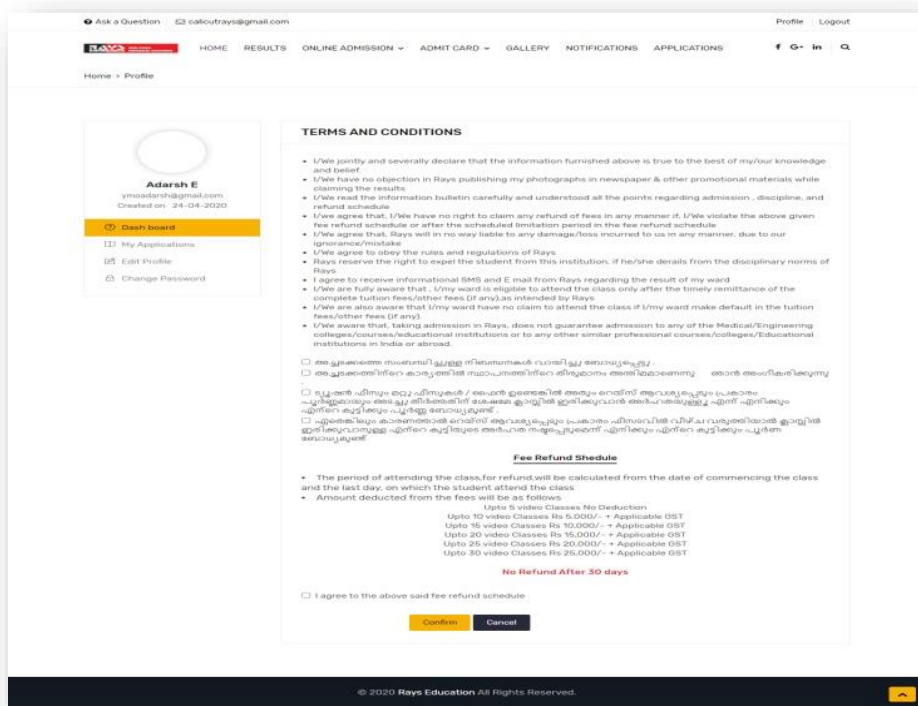
- 8) When your application got verified you can see a screen as shown above. Now proceed to Step 3, Application form.

The screenshot shows the 'NEW APPLICATION STEP-3' form on the Rays Education portal. The form is divided into several sections:

- Students Details:** Includes fields for Name (Nardana), Surname Name (Nardana), House Name, Post, Select State, Date of birth, Place, and Pincode.
- Parents Details:** Includes fields for Name of Father, Father Occupation, Father Whatsapp Number, Father Office Number, Name of Mother, Mother Occupation, and Mother Office Number.
- Educational Details:** Includes fields for School Name (Rays Public School Medical), Select Stream of study at school, and Name of the School currently studying.
- Reservation Details:** Includes a dropdown menu for reservation status (No Reservation).
- Scholarship Details:** Includes a dropdown menu for scholarship status.

The form also features a 'Save and Proceed' button and a 'Cancel' button at the bottom.

- 9) Fill up the application form and proceed. (Ensure you have uploaded photo).



10) After accepting our Terms and conditions proceed to pay. You can make payment through different channels like Credit card/ Debit Card, Internet Banking / UPI / Google pay.

11) After successful payment you will get a success screen. Our admin executive will share **username, password & link** to access video classes.

12) Your phone number will be added to class wise whatsapp group and further details about the class will be updated in it.

FEE Details

RPS fee	19%	Total
133400.00	25346.00	158746.00
Payment details :		
TOTAL FEE	Rs. 158746/-	
Fee Date @RPS	Amount	
FEE @Admission	Rs. 20000+18%gst+1% Flood Cess = Rs. 23800/-	
Before Commencement of class	Rs. 30000 + 18%gst+1% Flood Cess = Rs.35700/-	
On or before 5th SEPT 2020	Rs. 50000 + 18%gst+1% Flood Cess = Rs.59500/-	
On or before 5th NOV 2020	Rs. 33400 +18%gst+1% Flood Cess = Rs. 39746/-	
